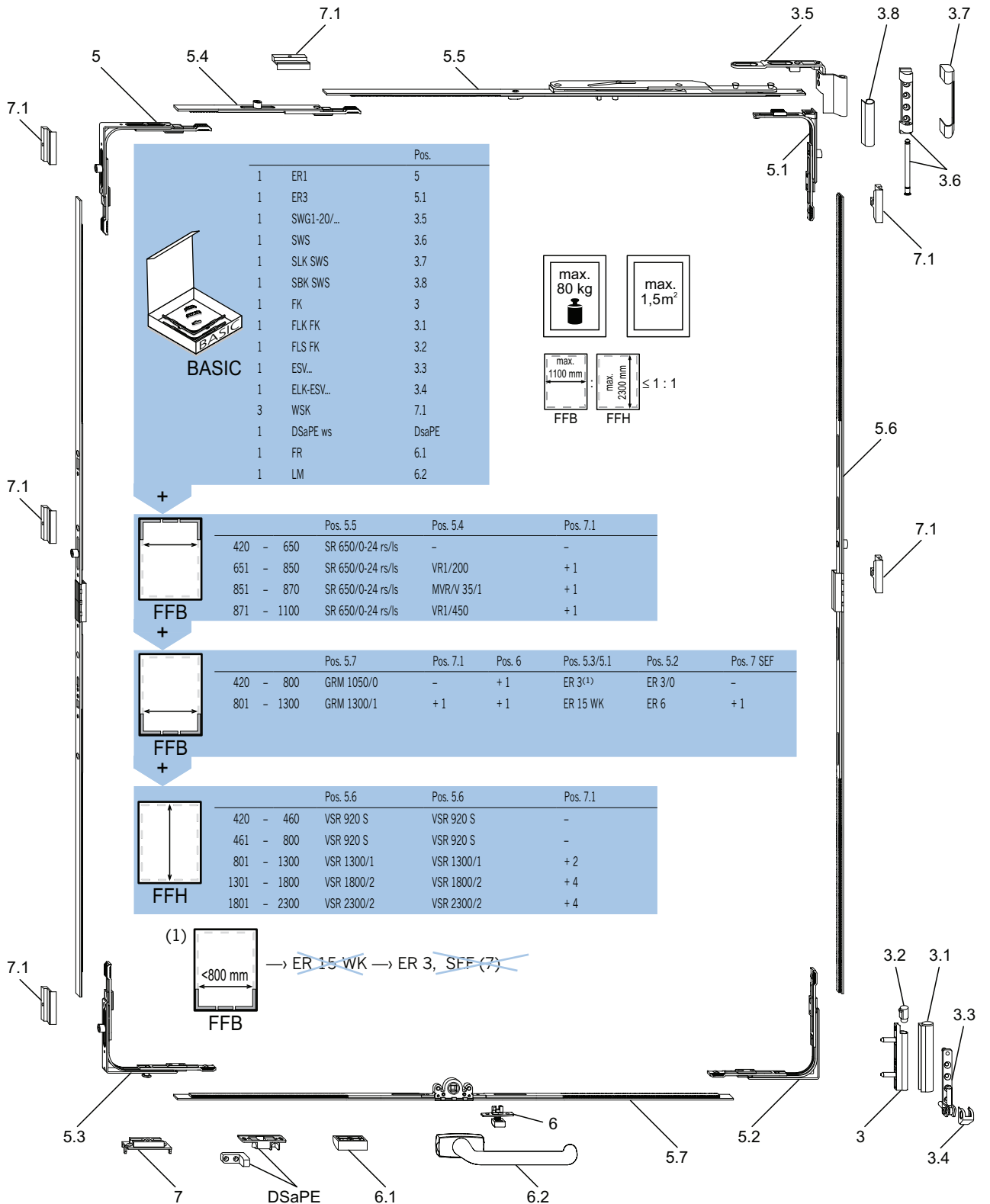
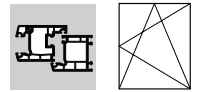
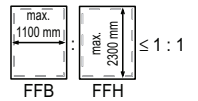
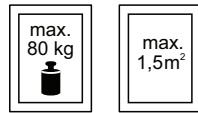
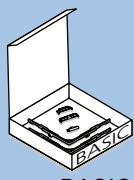


Drehkippenfenster mittig Kunststoff



		Pos.
1	ER1	5
1	ER3	5.1
1	SWG1-20/...	3.5
1	SWS	3.6
1	SLK SWS	3.7
1	SBK SWS	3.8
1	FK	3
1	FLK FK	3.1
1	FLS FK	3.2
1	ESV...	3.3
1	ELK-ESV...	3.4
3	WSK	7.1
1	DSaPE ws	DsaPE
1	FR	6.1
1	LM	6.2



		Pos. 5.5	Pos. 5.4	Pos. 7.1
420 - 650	SR 650/0-24 rs/lS	-	-	-
651 - 850	SR 650/0-24 rs/lS	VR1/200	-	+1
851 - 870	SR 650/0-24 rs/lS	MVR/V 35/1	-	+1
871 - 1100	SR 650/0-24 rs/lS	VR1/450	-	+1

		Pos. 5.7	Pos. 7.1	Pos. 6	Pos. 5.3/5.1	Pos. 5.2	Pos. 7 SEF
420 - 800	GRM 1050/0	-	-	+1	ER 3 ⁽¹⁾	ER 3/0	-
801 - 1300	GRM 1300/1	+1	+1	+1	ER 15 WK	ER 6	+1

		Pos. 5.6	Pos. 5.6	Pos. 7.1
420 - 460	VSR 920 S	VSR 920 S	-	-
461 - 800	VSR 920 S	VSR 920 S	-	-
801 - 1300	VSR 1300/1	VSR 1300/1	+2	+2
1301 - 1800	VSR 1800/2	VSR 1800/2	+4	+4
1801 - 2300	VSR 2300/2	VSR 2300/2	+4	+4

